



# ONTARIO NUMISMATIST

OFFICIAL PUBLICATION OF THE ONTARIO NUMISMATIC ASSOCIATION ISSN 0048-1815

## ELECTED EXECUTIVE

### **PRESIDENT**

Mike Hollingshead  
Box 1000  
ARKELL, Ont., N0B 1C0  
(519) 822-5856\* cholling@uoguelph.ca

### **IMMEDIATE PAST PRESIDENT**

Ken Wilmot  
P.O. Box 76, Sebringville, On. N0K 1X0  
(519) 393-6694 wilmot@cyg.net

### **FIRST VICE PRESIDENT**

Paul Petch  
128 Silverstone Dr.  
Etobicoke, On. M9V 3G7  
(416) 745-3067 p.petch@rogers.com

### **SECOND VICE PRESIDENT**

Ray Desjardins  
Box 11447, Station "H"  
Nepean, On. K2H 7V1  
(613) 823-3844 ray@eligi.ca

### **TREASURER**

Bruce Raszmann  
P.O. Box 40033, Waterloo Square P.O.  
75 King St. S., Waterloo, On. N2J 4V1  
(519) 745-3104

### **RECORDING SECRETARY**

Len Trakalo  
11 Joysey St.  
Brantford, On. N3R 2R7  
(519) 756-5137\* ltrakalo@mail.bfree.on.ca

### **AREA DIRECTORS**

Area 1 - Tom Clarke mclarke@wincom.net  
558 Dorset Park Pl., St. Clair Beach N8N 3N4

Area 2 - Tom Rogers  
41 Masefield Cres., London, On. N5V 1M9

Area 3 - Vacant

Area 4 - Len Trakalo ltrakalo@mail.bfree.on.ca  
11 Joysey St., Brantford, On. N3R 2R7

Area 5 - Richard Johnson  
652 Miller St., Woodstock, On. N4S 5K1

Area 6 - Vacant

Area 7 - Albert Kasman  
Box 58022, 3089 Dufferin St.  
Toronto, On. M6A 3C8

Area 8 - Vacant

Area 9 - Barry McIntyre barry.mcintyre@rogers.com  
1064 Charest Way, Orleans, On. K4A 4B1

Area 10 - Roland Albert  
30 Gutcher St., Sudbury, On. P3C 3H6

VOLUME 41 - SEPT./OCT. 2002 - PAGES 135 - 168



## EDITOR'S MESSAGE

We hope that everyone has had a fantastic summer. Mine was extremely rewarding even though I did not go on vacation. My "reward" came in being given the opportunity to assist the Canadian Numismatic Association during the time that their Executive Secretary was unable to continue with his duties and following his subsequent death. The CNA Executive has seen fit to ratify my appointment as the new Executive Secretary. If any ONA member wishes to receive some sample copies of their Journal, let me know and I will send a few recent issues along, without obligation.

As we have done every issue this year, here is another 46-page bulletin, thanks to further donations from members, including Life Member #LM019, Harry Eisenhauer, our long-time member from St. John, N.B. and Albert Kasman. For this issue, we have used up some longer articles that have been sitting around for quite a while, in a couple of cases for over a year. Rather than breaking them up and spreading them over more than one issue, we decided to publish the whole article together. For example, there is the 6-page article on the metals used...or not used... on coins, as well as a number of articles of 4-page lengths. Because of their overall length, I showed them to a few people and they thought that they were interesting enough to appear in the Ontario Numismatist since we do have 34 pages to fill 6 times a year.

In the last issue, I stated that if any ONA member issues a price list and sends me a copy, we would publish information about it. I guess no one is issuing price lists because I did not hear from anyone. The only exception is Ray Desjardins, who always sends us his price list which we will mention when he next issues one.

We are coming along very nicely with our special 40th Anniversary bulletin. We expect to get the regular November/December bulletin out early in November and publish the special bulletin in December.

Happy collecting!

*John Regitko*  
ONA Editor

## APPOINTED COMMITTEE

### AUDIO VISUAL LENDING LIBRARIAN

Ken Koch  
310 Queen St. South, Suite 311  
Kitchener, On. N2G 1K2  
(519) 749-0903\* kenkoch@sympatico.ca

### BOOK LENDING LIBRARIAN

Tom Rogers  
41 Masefield Cresc.  
London, On., N5V 1M9

### CLUB SERVICES CHAIRMAN

John Regitko  
4936 Yonge St., Ste. 172  
North York, On. M2N 6S3  
(416) 225-1479 onaclubs@idirect.ca

### ONA ARCHIVIST

Gary Oblinsky  
Box 395  
Thorold, On. L2V 4J6  
(905) 227-1229\* coins@netcom.ca

### HEAD JUDGE

Paul Johnson  
P.O. Box 64556  
Unionville, On. L3R 0M9  
(905) 472-3777\* prj1952@aol.com

### AWARDS COMMITTEE CHAIRMAN

Don Robb  
Box 22062, Westmount P.O.  
Waterloo, On. N2L 6J7  
(519) 888-9655 drr@golden.net

### EDITOR - ONA NUMISMATIST

John Regitko  
4936 Yonge St., Suite 172  
North York, On. M2N 6S3  
(416) 225-1479 Fax: (416) 226-0043  
onaedit@idirect.ca

### ONA ADVERTISING MANAGER

John Regitko  
4936 Yonge St., Suite 172  
North York, On. M2N 6S3  
(416) 225-1479 Fax: (416) 226-0043  
onaedit@idirect.ca

### ONA LIAISON TO THE MINT

Ray Desjardins  
Box 11447, Station "H"  
Nepean, On. K2H 7V1  
(613) 825-2318 ray@eligi.ca

### MEMBERSHIP CHAIRMAN

Bruce Raszmann  
P.O. Box 40033, Waterloo Square P.O.  
75 King St. S., Waterloo, On. N2J 4V1  
(519) 745-3104

\*available only evenings and on week-ends

## MEMBERSHIP FEES

Regular Membership - \$15 per year  
Husband & Wife (1 Journal) - \$17 year

Junior (up to age 18) - \$5 year


Club Membership - \$20 year

Life Membership - \$450

(Life Memberships are accepted only  
after one year of regular membership)

Send Membership Applications (with cheque  
payable to the ONA) to the ONA Treasurer.

# CONGRATS ONA NUMBER ONE AGAIN



At the CNA Club Delegates Meeting at the recent CNA Convention in Vancouver, B.C., Tom Kennedy, acting chairman of the meeting, presented the ONA with the Best National Coin Club Bulletin Award for the calendar year 2001. John Regitko, ONA Editor, accepted the award.

Last year, the same award was also won by the ONA. However, the award took on even additional prestige this year in that we were in competition with not just the regional associations, but also the national groups. Based on a recommendation from Yvon

Marquis, CNA Club Services Chairman, to their Executive, the award grouped all regional and national numismatic organizations. Therefore, we were in competition with the APNA, ANFC, CAWMC, CATC, CTCCC, CPMS and CMNS.

## MEMBERSHIP REPORT WELCOME



The applications for membership which appeared in the last issue of the ONA Numismatist have been accepted. We welcome John Kantymir and Steve Markwick.

## NEW APPLICATIONS

The following applications for membership have been received. If there are no objections by October 30, they will be accepted into ONA membership and their acceptance published in the next bulletin.

#1770 James Armstrong (Ottawa, Ont.)

#1771 Frank Ditner (Waterloo, Ont.)

#1772 James A. Williston (Calgary, Alta.)

#1773 Daniel Gosling (Sherwood Park, Alta.)

#1774 Michael Turrini (Vallejo, Calif.)

*Bruce Raszmann*  
Membership Chairman

# C O N G R A T U L A T I O N S



To the CNA convention committee representing the host clubs, the Vancouver Numismatic Society and the North Shore Coin Club, hosts to the 2002 CNA Convention, for a terrific job. The ONA members who traveled to Vancouver - of which there were a number - reported a great time.

To ONA members Paul Petch and Jim Charlton, who were inducted as "Fellows" of the CNA. This entitled them to place the initial "F.C.N.A." after their name.

To ONA member Bill Cross, who received the highest award presented by the CNA, the coveted J. Douglas Ferguson Award, consisting of a gold medal and a framed citation. Although the award was announced by the Award selection committee's chairman, Ron Greene, at the CNA Banquet in Vancouver, the actual presentation was made to Bill by Paul Petch, CNA Area Director for Bill's home territory, at the September meeting of the North York Coin Club. The presentation was caught by the ONA Editor with his new digital camera purchased specifically for such occasions.



To ONA member Dorte Brace for being awarded 1st place in the "Foreign Coins & Tokens" category at the CNA Convention's competitive exhibits for her display of "Heraclius: Byzantine Emperor 610-641." Also to ONA membership applicant Michael Turrini for his 1st place win in the "Foreign Medals" category for his display of "The Silver Carnegie Medal."

To David Bawcutt, the only person to respond to the request to clubs to let us know what auction rules are being used. He is also the only one that responded to the exchange of bulletins with other clubs. And he always e-mails the ONA editor to let him know about their annual coin show. Maybe there should be an award for the person who goes out of his way of promoting a local coin club in every way possible?

This column has reported nothing but Laurels in the past. Well, a collective Dart to all the local coin clubs in Ontario! Not a single one submitted an entry to the CNA Club Services Chairman for consideration for the Louise Graham Club of the Year Award. The award, presented at the Club Delegates meeting at the CNA Convention, consists of a framed plaque, a sizable cash award and good publicity. We are disappointed that no club thought of themselves good enough to win. Or was it just laziness of all members of the executive? Another Dart to all local coin clubs located outside of Ontario, who also did not make a single submission.

Congratulations in advance to all ONA members who will remember the above and who volunteer their time to their local coin club to create the presentation next year. How long can it take?

To Brian Smith, owner/operator of Torex and the webmaster for The Canadian Coin Reference Site, who helps promote the ONA and CNA every chance he gets. He has been offering complimentary space to the ONA at Torex to promote its aims and objectives as well as those of the CNA, local coin clubs and national specialty collector groups. He learned well from his mother, Ingrid Smith, the former owner/operator of Torex, about promoting the hobby. Check out his latest effort at [www.canadiancoin.com](http://www.canadiancoin.com).

---

# C O N D O L E N C E S



To the family of Ed Monkman, on his recent passing. He was an active member of the executive of the Huronia Numismatic Association when it met in Barrie, Ontario, including attending their annual mall shows and banquets. He was also a frequent attendee at ONA Conventions.

# LETTERS TO THE EDITOR



*All letters addressed to the ONA Editor are assumed to have automatic approval to be published in the ONA Numismatist. If you do not wish to have your name included if it is published, please state so in your letter. You must, however, provide us with your name, otherwise we will not respond to it in any way whatsoever. We reserve the right to edit letters, or remove irrelevant items, providing it does not change the point made.*

---

To the ONA Editor:

Barb and I would like to thank Tom Rogers, Tom Masters, their wives and members of the host club for putting on one of the best ONA Conventions in years. It's great to see lots of people on a bourse floor, even on Sunday. All their hard work paid off in a great attended show. And all that food and refreshments served to us on the bourse floor, delivered to our tables with a smile.

Thank you everyone!

*Peter Kostyk, Niagara Falls*

---

*In the last bulletin, we asked club representatives to let us know if they were willing to exchange bulletins with other clubs. Following is the one and only response we received:*

Hi John:

The Scarborough Coin Club would be interested in exchanging club newsletters. Let me know which clubs are interested in having our newsletter.

Thanks

*David Bawcutt*

*What are we to make of this lack of response? Either that nobody wants to exchange bulletins, they are already exchanging them, or not a single member of the local coin club's executive can be bothered to respond?*

*We also asked clubs to let us know what their club's auction rules are. We received one response, also from Bawcutt:*

## **Scarborough Coin Club Auction Rules**

1. The club President will appoint an Auctioneer(s) whose duty will be to auction all material entered in both the regular and donation auctions.
2. An Auction Recorder and Auction Runner will also be appointed, and any other positions as may be deemed necessary by the President.
3. The number of lots submitted by any one member is restricted to five lots and only members of the Club may submit material to the regular auction, but guests may enter material in the club donation auction.
4. The Auctioneer may refuse any lot submitted for the auction if the material is overgraded or overpriced according to present day standards.
5. The Auctioneer will collect 10% of the sale price of each lot and pay the money to the Club Treasurer at the end of the auction.
6. A person can not bid on their own lot.
7. All lots entered for each regular auction shall be properly recorded on entry sheets complete with the owners name or membership number by the Auction Recorder.
8. No material shall be given to a purchaser until it has been paid for in full.
9. Members whose lots have been sold in the auction shall be paid at the end of the auction after the auction committee is satisfied that the money is balanced correctly.
10. Guests and visitors to the Club may bid on all or any lots offered for sale in both the regular and the donation auctions.
1. A person may put in a reserve bid on their own lot.

*I wish we could compare it to other clubs. Can everybody be too busy? Is that any indication why attendance is going down at club meetings? Surely we are not expecting too much when we ask a club representative to contact us every once in a while on matters that shares knowledge with others and will give their club free publicity.*

# SHOW TIME - UPCOMING

*A column intended to entice ONA members to attend each other's coin shows*



## OCTOBER 19 SCARBOROUGH

Scarborough Coin Club  
6th Annual Coin Show  
Mid Scarborough  
Community Centre  
2467 Eglinton Ave East  
Scarborough  
9:00 a.m. - 4:00 p.m.  
Free Parking - Free Admission  
Penny Sale - 50/50 Draw  
Info: Dick: cpms@idirect.com



## OCTOBER 20 STRATFORD

Stratford Coin Club  
40th Annual Coin Show  
NEW LOCATION:  
Festival Inn  
144 Ontario Street, Stratford  
10:00 a.m. - 4:00 p.m.  
Free Parking - Penny Sale  
Free Admission  
Info: Dorothy (519) 565-5354



## OCTOBER 26 & 27 TORONTO - Torex

NEW LOCATION: Novotel  
45 The Esplanade, Toronto  
Sat. 10-5; Sunday 10-3  
Huge Bourse - Meetings  
Friday Eve. & Sat. Auctions  
Info: Brian (416) 861-9523  
e-mail: brian@torex.net  
www.torex.net  
Auction Info: (604) 737-2044  
e-mail: mail@coinoisseur.com



## NOVEMBER 10 WINDSOR

Windsor Coin Club's 51th  
Annual Fall Coin Show  
Caboto Club  
2175 Parent Avenue  
Windsor  
10:00 a.m. - 4:00 p.m.  
40 Dealers - Free Parking  
\$1 Admission includes draws  
Info: Margaret (519) 735-0727  
e-mail: mclarke@wincom.net



## NOV. 15, 16 & 17 OAKVILLE

T.I.C.F.

The International Collectors Fair  
Ramada Inn & Conv. Centre  
360 Oakville Place Dr., Oakville  
Fri. 5-9 Sat. 10-5 Sun 10-4  
40+ Bourse - Admission \$3  
Sat. Auction by Charles Moore  
Info: Trajan Publ. (905) 646-7744  
Auction Info: Moore (925) 946-0150  
e-mail: moorecoins@astound.net



## NOVEMBER 30 NIAGARA FALLS

N.I.C.F. COIN-A-RAMA

Your Host:  
Niagara International Coin Fest  
Our Lady of Peace Hall  
6944 Stanley Avenue  
Niagara Falls  
9:00 a.m. - 4:00 p.m.  
40 Dealers - \$2 Admission  
Free Parking - Free Gold Draw  
Info: Barbara (905) 356-5006



## APRIL 12 - 13, 2003 GUELPH ONA CONVENTION

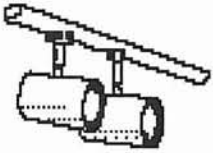
General Chairman: Mike Hollingshead  
Bourse - Exhibits - Banquet - Free Parking  
Specialty Collector Meetings - Fun & Fellowship  
Annual ONA General Meeting and Club Delegates Meeting  
For Bourse Info, Contact Bourse Chairman:  
P.O. Box 76, Sebringville, ON N0K 1X0 or e-mail wilmot@cyg.net  
For Other Info: onainfo@look.ca  
Complete details on the Convention will be published in future  
issues of the *Ontario Numismatist* as well as in the *Numismatic Press*



## SHOW ORGANIZERS

If your show is not listed,  
please send us all the  
relevant details for inclu-  
sion in future issues of  
the ONA Numismatist.

Telephone: John (416) 225-1479  
Fax: (416) 226-0043  
E-mail: onaedit@idirect.ca  
Mail: 4936 Yonge St., Suite 172  
North York, ON M2N 6S3



# SPOTLIGHT ON WOODEN TOKENS

## NEW WOODEN NICKELS INTRODUCED AT CNA 2002

The following information appeared in a recent issue of *Timber Talk*, official publication of the Canadian Association of Wooden Money Collectors (CAWMC), edited by ONA member Ross Kingdon. The artwork was made up by ONA member Norm Belsten.

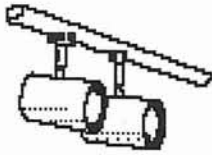
A total of 8 new woods were issued at the recent CNA 2002 Convention in Vancouver. They were handed out to all who attended the CAWMC meeting that was held in conjunction with the Convention.

Five of the woods, manufactured by Norm Belsten of *Norm's Hot Stamping Wooden Nickels* of Newmarket, Ontario, have a common obverse as illustrated below at left. These 5 woods were issued by ONA members Norm Belsten, Russell Brown, Dick Dunn and Ross Kingdon who reside in Ontario, as well as Dan Gosling of Edmonton, Alta., a frequent attendee at CNA Conventions.



In addition, ONA member Roger Fox, President of CTCCC, issued a wood, using the CTCCC logo for the reverse. Canada Wide Woods of Gadshill, Ont., and J.A. Williston of Sherwood Park, Alta. also issued woods.





# SPOTLIGHT ON WOODEN TOKENS



## NEW WOODEN NICKELS INTRODUCED AT ONA 2002

The following information appeared in a recent issue of *Timber Talk*, official publication of the Canadian Association of Wooden Money Collectors (CAWMC), edited by ONA member Ross Kingdon. The artwork was made up by ONA member Norm Belsten.




A total of 6 new woods were issued at the ONA 2002 Convention in London, hosted by the Ingersoll Coin Club. They were handed out to all who attended the CAWMC meeting, hosted by CAWMC's Southern Ontario Chapter, that was held in conjunction with the Convention, as well as when collectors met each other at other functions. One hundred of each were issued.

Five of the woods, manufactured by Norm Belsten of *Norm's Hot Stamping Wooden Nickels* of Newmarket, Ontario, have a common obverse as illustrated to the left. These 5 woods were issued by ONA members Russell Brown, Norm Belsten, Ross Kingdon and Dave Gillespie who reside in Ontario, as well as Dan Robert Brown, a frequent attendee at major conventions in Canada.

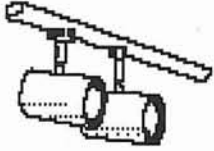


The sixth wood, issued by ONA Area Director Albert Kasman, used a slightly different convention design containing an additional green outer ring on the logo side (left) because it is struck on larger wooden blanks. A quantity of 100 were also struck of this piece, in 2 colours.



# SPOTLIGHT ON PEOPLE

*A column in praise of active Ontario collectors*



## ONA EDITOR/CLUB SERVICES CHAIRMAN VERY ACTIVE IN NUMISMATICS FOR OVER FORTY YEARS

*We have attempted to cover a number of active Ontario collectors in this "Spotlight on People" column since the current Editor took over in 1998. The following article covers one of the most active members of the ONA Executive. Now that John Regitko has been appointed Executive Secretary of the CNA, we thought it would be timely to feature him in this column at this time.*

Although the ONA Executive includes a number of people that have been active for over a decade, one of them can boast to being active in numismatics for over 40 years.

John Regitko started collecting coins in the early 1960s when he was employed at a variety store after school and on week-ends. He had seen an advertisement about the rare 1936 "dot" cent and one day, a customer gave him a 1936 cent in change. John looked at it and sure enough, it had a dot above the date, between "smaller than" and "greater than" symbols (<•>). He took it to Carmichael's Coin Store located in the Bloor subway entrance on the Yonge Street subway line. Neil Carmichael explained to John that the dot on his coin was on every 1936 cent and was not the rare one which had a small dot just below the date. Carmichael introduced John to Jim Charlton's coin catalogue that showed a photo of the rare 1936 dot cent.



Customers of the store where John worked tendered a variety of coins in the mid-50s, including 50 cent pieces and silver dollars. What especially caught John's eye was the fact that Queen Victoria, George V and George VI coinage was still in circulation along with the newer Queen Elizabeth II coins. He put aside all the Queen Victoria and George V coins he came across, as well as the lower-mintage George VI coins such as any denomination dated 1937, 1938, 1939, 1948 and Queen Elizabeth 1953 shoulder strap and 1954. He also started to collect U.S. cents which were readily found in change.

He began noticing a number of die breaks in the 10¢ schooner and 50¢ George VI pieces as well as some of the 5¢ beaver and 25¢ caribou coins. That got him hooked on varieties, to the point where he went to the bank regularly and obtained bags of cents and dimes to look through. He was lucky enough to find hundreds of die varieties as well as quantities of clips and off-centers, some of which he still has 40 years later.

When he had accumulated hundreds of older and lower-mintage cents, he placed an ad in *Coin World* offering to trade his Canadian cents for U.S. cents he still needed, catalogue value for catalogue value. Receiving hundreds of responses and being unable to accommodate them all, he sought out the then Executive Secretary of the CNA, Louise Graham, to advise him how he could contact other Canadian collectors who might be interested in exchanging their duplicates with U.S. collectors. Louise suggested John attend an upcoming meeting of the Toronto Coin Club where he was to first meet Louise Graham, Fred Jewett, Alex and Hazel Munro, John J. Pittman, Ken and May Bunnett, John Curtis and Harvey Farrow, just to name a few.

Upon graduating from school in 1960, John was hired by Remington Rand. For the first couple of weeks, he was literally chained to a desk studying company product manuals. The third week of employment, he was taken around to the other floors to meet the staff. One of the people he was introduced to was Harvey Farrow whom he had met at the Toronto Coin Club. "I didn't know he worked




*John Regitko has been around the hobby for over 40 years. For as long as most people can remember, he has been completely bald on top. At the 2002 ONA Convention, Graham Esler handed John a copy of the November 9, 1966 issue of *Coin World*, which proves that John did indeed have hair at one time.*

*The photo also shows one of the few instances that John has been caught wearing a tie. For those who know John, he is not exactly known for wearing a tie.*

there, and he didn't know I had been hired by the company two weeks earlier," John stated. John and Harvey worked together for the next 20 years, at which time John asked Harvey to join him at the company that John was starting, All-Comp Supplies & Services Ltd. Harvey would be responsible for all phases of accounting: bookkeeping, inventory control, accounts receivables, accounts payables and financial statements. Their association at All-Comp lasted 20 years. During that time, Harvey also became responsible for the bookkeeping of the Toronto International Coin Fair which John purchased from Leslie and Chuck Moore and ran for a number of years, developing it into Canada's largest coin show (the popular Canadian Tire Coupon Collectors Club (CTCCC) had its founding meeting at TICF, while both the ONA and CNA also held Executive meetings).

After attending a few meetings of the Toronto Coin Club, John was asked to serve on their executive, initially as a director, later as program director, vice president and, eventually, President. During his presidency, he also retained the titles of program director and editor. His bulletins, up to 18 pages long, won 3 consecutive "Best Local Coin Club Bulletin" awards from the CNA, a feat never before accomplished by anyone. As well, he also won 3 consecutive "Best Local Coin Club Bulletin" awards from the ANA against hundreds of clubs from around the world, again a feat never before accomplished by any other club.

When an ad appeared in the Toronto Star inviting interested collectors to attend a meeting at the Central Y.M.C.A. in Toronto to consider the formation of a new coin club, John attended. He, along with 6 other people, founded the Central Coin Club (one of the other founding members that attended the initial meeting was Albert Kasman, who today is still active and on the ONA executive). John was elected program director, a position he held for many years, planning weekly meetings (that's right, the club met weekly). The club boasted weekly attendance of over 300. He was also appointed chairman of the Central Coin Club's annual shows held at the Westbury Hotel in downtown Toronto, located just around the corner of the Cental YMCA.



Because of John's interest in errors and varieties, he joined the executive of the Canadian Numismatic Variety Collectors Association (CNVCA) and became chairman of their First Annual CNVCA Convention held at the Central Y.M.C.A., Toronto. Later, he teamed up with Hans Zoell (the father of Canadian error collecting), Bill English (a life member of the ONA), Wilf Erb (a long-time member of the ONA) and others to found the Coin Irregularity

Association of Canada (CIAC). He became its vice president (under president Bill English) and Editor of their monthly publication, the KAYAK, until the association decided to go into hibernation in 1971. During its existence, it boasted a membership of over 400, promoting Canadian error collecting throughout North America.

John also chaired the coin exhibit at the Canadian National Exhibition in Toronto, the world's largest permanent annual exhibition, for a number of years, winning awards from CNE management for best booth display in the Arts, Crafts, Hobbies Building.

In the 1970s, he gave up all involvement in the hobby because of lack of time and other interests. Early in 1979, Jack Veffer called on John to ask if he would let his name stand for a position on the executive of the CNA. John told him he couldn't do that because he was not a member of the CNA. Jack told him that it would be taken care of. Jack further told him that he was running for the presidency and wanted John to run as his first-vice president. In case the irony escapes anyone, here is John not even a member of the CNA and he is being asked to let his name stand for the second-highest elected position! His name was published in a subsequent CNA Journal as a new member applicant. Two months later, he was nominated for the first vice-presidency by none less than J. Douglas Ferguson, honorary president of the CNA. He ran unopposed, as he did two years later, in 1981, when he let his name stand for the presidency. He was installed as president at the banquet at the 1981 CNA Convention, of which he was general chairman, by Sheldon S. Carroll, another honorary president of the CNA.



*CIAC logo designed by Hans Zoell, the father of Canadian error collecting.*



1991 CNA Convention medal designed by world-renowned sculptor and successful coin designer Dora de Pedery-Hunt for the show's general chairman, John Regitko.

Because Dora de Pedery-Hunt counted John as one of her friends, she agreed to donate her time and talents in designing the convention medal (he used to chauffeur her to coin club meetings and to a lot of toy stores to buy plasticine when her normal supplier of professional plasticine had quality problems - it became brittle and unworkable to create plaster models - and she had to meet deadlines).

Following his stint as CNA President, he was appointed CNA Liaison to the Royal Canadian Mint by subsequent presidents. He met many people at the Mint who took the time to explain the minting process in minute detail, which enabled John to publish a series of articles about the Mint's inner workings in the CNA Journal and Canadian Coin News. It also gave him the accurate knowledge of how errors occur, information which he put to good use as a presenter during the educational seminars sponsored by the CNA and NESAs (Numismatic Educational Services Association) and in speeches to local coin clubs.

At the conclusion of his 2-year term as CNA president, he decided to discuss with Leslie and

Chuck Moore the purchase of the Toronto International Coin Fair (TICF). "After being president of the national hobby group, what do you do, become a member of the executive of some local coin club again? Sounds like fun, but I wanted something more! The alternative, after being responsible for running a national organization and national conventions, was to run your own national shows," John stated.



1988 ONA convention medal presented to the convention's general chairman, TICF owner John Regitko.

So highly were John's TICF shows...and his organizational skills...thought of that the ONA allowed TICF to host their 1986 Convention. Also unprecedented was the fact that the CNA allowed TICF, a privately owned, registered limited company, to host the 1991 CNA Convention, with John as general chairman.

Combining his hobbies of error coin collecting and photography, he created a series of slide presentations involving the minting process and the errors that occur at various stages of production as well as how to authenticate genuine errors. He also photographed his odd and curious and primitive forms

of money. A number of presentations that were photographed by John are available for loan from both the ONA and CNA audio visual lending libraries. He was even asked to present an educational program at the CNA Convention in Charlottetown on photography.

He has been one of the presenters, on the Minting Process and Error Coinage, at the CNA/NESA seminars at Humber College in Toronto, as well as the educational seminar sponsored by the Royal Canadian Mint for its employees in 1998. He has again been asked to be one of the instructors at the next CNA/NESA course at Humber College scheduled for November 2, 2002.

His methodical presentation landed him an assignment teaching a 20-session, 2-hour numismatic night school course at Yorkdale Secondary School on 4 separate occasions and at the prestigious George Brown's Casa Loma campus. He also organized a 2-day educational seminar (over 2 consecutive Saturdays) in conjunction with various coin clubs around Ontario. John is also a frequent speaker at coin club meetings and at coin club annual banquets where he has earned a reputation of adding humor and a fantastic array of draw prizes.

He has the distinction of having the CNA Executive agree to have him write a column in Canadian Coin News about the inner workings of the CNA, where he pulled no punches in his criticisms when it was due.

John also found the time to take on the positions of marketing manager and treasurer of Coiners Press, owned by Jack Veffler, publisher of the book "My 2 Cents Worth" that received critical acclaim from all reviewers.



*A 1991 CNA convention medal designed by Dora de Pedery-Hunt and struck at the Royal Canadian Mint, with the reverse suitably engraved, was presented to the convention Chairman, John Regitko.*

When John was asked what he considers his numismatic highlight over the 41 years that he has been a collector, his answer came swiftly: "The 1991 CNA Convention and everything that happened there!" John, as owner/operator of the Toronto International Coin Fair, received the rights to host the CNA's annual convention, the only time the convention was ever awarded to a private company. It was promoted by John as his farewell swan song, since he was planning of disposing of the assets of the largest coin show in Canada and going into numismatic retirement. "We had the biggest registration kit ever at the '91 CNA Convention," John stated. "We had more draw prizes than any Canadian convention before and since. We had some of the most fantastic draw prizes at the Banquet, including coin designers' original artwork. We had more numismatic specialty groups meeting there than at any other time that I can recall."

"But what I remember most about that convention was when Earl Salterio, Chairman of the CNA Awards Committee announced the first of the 'Fellow of the CNA' awards and it turned out to be me, followed immediately by the announce-

ment of the Chairman of the Ferguson Foundation, Sheldon S. Carroll, of the highest award presented at the CNA and it again turned out to be me.

"Here I stood at the podium announcing my retirement from numismatics. I even had a wooden nickel struck saying so. And they showered me with the CNA's top awards," John stated. "Maybe they appreciated me retiring," he quips.

So what has happened since his retirement from numismatics in 1991? "I spend more time on my hobby today than I did back then. If you have never edited a 48-page bulletin where you wind up writing a lot of the information yourself that you cull from 30-odd monthly local club bulletins and other press releases or research information about people, then

you don't understand how time-consuming it can be. Actually, I don't have time to collect coins. The ONA takes up all my spare time in the various capacities that I agreed to undertake, including editing their bulletin and duplicating and labeling of new tapes and writing them up for club program directors. I am now working on updating and computerizing a lot of CNA files, records, mailing lists."

He was also appointed Chairman of the Club Services Committee for both the CNA and the ONA, introducing numerous new VCR tape programs on numismatics.



*ONA "Award of Merit" medal awarded to John Regitko in 1983. The reverse is engraved with recipient's name and name and year of award.*

For all that John had done for the hobby up to 1971, the ONA presented him with their highest award, the ONA Award of Merit, at the Peterborough convention. And he hasn't slowed down since!

He did give up the Toronto International Coin Fair some time ago. "I ran TICF for the fun of it. When I felt I could devote my time towards other projects, including running my computer supplies business, I turned over the registered name and initials to Paul Fiocca of Trajan Publications, owners of Canadian Coin News, who changed the initials TICF to The International Coin Fair and continued to run the show, first in Niagara Falls and finally in its current location in St. Catharines."

After 41 years of involvement in the hobby, what does the future hold for John? "I consider my new appointment as Executive Secretary of the CNA my full-time daytime hobby and I can see myself continuing as editor of the ONA Numismatist for a long time yet and giving speeches at coin club meetings, if invited."



*The highest award presented at the CNA, the J. Douglas Ferguson Award, was presented to John Regitko at the CNA Convention banquet at the Westbury Hotel, Toronto, in 1991.*

# FROM THE CLUB SERVICES CHAIRMAN

## IDEAS OF HOW TO REWARD GUEST SPEAKERS



I have attended local coin club meetings and annual shows for over 40 years. During that time, I have seen guest speakers who were not collectors themselves travel up to 200 kilometers and receive a verbal "thank you" from the Club President. Or receive a complimentary annual membership in the club that issues a 1-page bulletin and which, I am sure, the speaker got nothing out of. I have also seen a club member who lives just minutes away receive a cash payment for mileage.

This got me thinking. What is appropriate as far as cash honorarium is concerned? What "thank you" gift ideas have other clubs used?

I am outlining some of the things that I think are appropriate, as an initial draft document for ideas your local club may wish to consider. Feedback is definitely solicited.



### **Monetary consideration**

If a speaker that is not a member of your club is invited (I shall refer to this person as an "outsider" from now on), the distance he/she had to travel should be taken into account when deciding on reimbursement of out-of-pocket expenses. The amount should never be less than \$10 (even that sounds cheap) and normally no more than \$25. If it is a member of your club, you should not normally feel obligated to pay a cash honorarium unless he/she travels some distance.

If you invite someone who has something personal to gain, such as a salesman or owner of a security company speaking on the protection that safes or other home security devices such as motion sensors that they sell, you need not consider a monetary gratuity. Someone from the RCMP or police may not even be allowed to accept an honorarium. Instead, how about asking them to join some of the executive for dinner prior to the meeting?

### **If one of your members is the invited guest speaker**

A Certificate of Appreciation is nice. If it is in the second half of the year, possibly a membership renewal for the following year. Don't give him any club medals or woods unless you know the speaker does not already have them.

### **If an outsider is the invited guest speaker**

A Certificate of Appreciation that they can show to their spouse is nice. A club medal or woods if you think they will be appreciated.

### **If member makes a presentation on own volition as an add-on program**

It is not necessary to make any sort of a presentation to them. They might have acquired a new piece for their collection and wish to let others know about it, or they went to some coin shows. The satisfaction they get out of getting up and speaking is sufficient, along with a "thank you" acknowledgment at the meeting and in the club's bulletin.

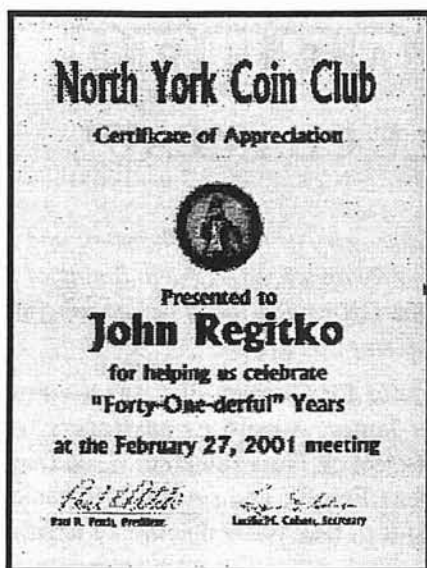
### **If a number of members are invited to speak**

During a program when a number of people are invited or volunteer to speak on a topic, it again is not necessary to "reward" them in any way other than a "thank you" and mention in the bulletin.

### **What else can you do for the guest speaker**

It is recommended that the club sends the guest speaker that is not a member of the club a copy of the bulletin prior to the meeting at which he is speaking as well as the bulletin following the presentation that summarizes his presentation.

## Some unusual “thank you” ideas



If a number of members are asked to make a presentation or they volunteer to say a few words on the subject (such as a program on new acquisitions or during a “my second most favorite hobby” night), you might consider announcing in advance that anyone contributing to the program with a display and some comments will have their name in a draw for a prize (PL sets are cheap, or a remaining club medal). You could place their name once in the draw for a display, a second time if they make a verbal presentation for 2 minutes or more.

The North York Coin Club hands out Certificates of Appreciation to all main speakers each month (left). Virtually every club has someone that is sufficiently computer savvy so making up a nice-looking certificate should not be a problem.

The Waterloo Coin Society had 6 inch coasters (more like mini wooden collector plate) made up a number of years ago (illustrated at right).



The “Thank You” and club logo are printed in red, the balance in dark blue. The printing is actually on a round piece of clear acetate and then glued onto the wooden plate with invisible glue. Canada Wide Woods made them up for the club. Although it looks good, there is not much you can do with it, however, such as you could with a framed certificate.

How do collectors react to a cash honorarium? I have made it a policy of graciously accepting any envelopes containing a cheque or cash during the “thank you” presentation following my presentation. If I don’t already know, I ask how the club stands with finances. I then either donate the money back, or, as a sort of an explanation why I asked, make a comment to the effect that I will put the money towards gas since the club seems to be taken care of financially.

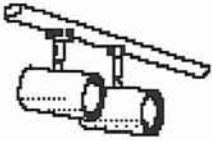
I recall speaking to a group on “The Fun of Collecting Error Coins.” I received a Certificate of Appreciation that included, as part of the club’s masthead, a glued-on off-center coin. Give some thought to including something of relevance to the presentation. For example, if a speaker speaks about the coins on stamps, make the Certificate of Appreciation look like a postage stamp. Instead of the word “Canada” like on a stamp, incorporate your club’s name or the words “In Appreciation.” Instead of the year of issue, show the date of the presentation. You get the idea!

Presenting non-collectors that have been invited to speak (such as a representative from a security company speaking on home security, or the RCMP on counterfeit detection) with a club memento gives it a more personal touch than presenting them with, say, a PL set. I was tickled pink when the South Wellington Coin Society presented me with one of their very low mintage club medals.

Depending on who the speaker is, an Honorary Membership card for either the balance of the current year or for the following year is a nice thought...but only if it is sufficiently “worthwhile” (meaning that the club issues a bulletin including articles) and is thought to be appreciated by the speaker. If you intend to invite the speaker back again next year, it would certainly keep the club’s name in front of the speaker and he/she will be more enthusiastic about accepting another invitation.

I am soliciting input for a follow-up article. Please comment on the above, as well as telling us what your club has done. We are interested in hearing from both club representatives as well as those that are asked to speak at meetings. Interesting letters will be published in the next bulletin. Deadline is the last week of October.

*John Regitko*  
*Club Services Chairman*



# SPOTLIGHT ON SUNKEN TREASURE

## THE NUMISMATIC TREASURES OF "LE CHAMEAU"

by Jim Charlton, ONA member #018

*It has been nearly 30 years since ONA member Jim Charlton's article about the discovery of the Le Chameau and his involvement as an expert numismatic witness has been published. Although it formerly appeared in the bulletins of the Toronto Coin Club and the North York Coin Club as well as in the CNA Journal, the ONA has a large new membership that would not have been active at the time. It is for them that we are pleased to reprint this article.*

In July, 1725, the French transport "Le Chameau" set sail from Rochefort in France for Quebec. She was a 600-ton vessel, well armed, commanded by Lieutenant Jean-Charles Percheron de Sainte James. Aboard as passengers were Guillaume de Chazelles, Intendant-elect of New France; M. de Louvigny, Governor-elect of Trois Rivieres; M. de Lages, son of the Governor of Montreal; the Commanders of Infantry and Artillery of New France; and several high ranking dignitaries of the church. The crossing was a difficult one, adverse weather causing it to take twice the normal length of time to reach North America.

The crowning adversity was an extratropical hurricane, which sped up the east coast of North America from the Caribbean Sea, the birthplace of many a hurricane. The storm was at its height off the coast of Isle Royale (Cape Breton Island) on the night of August 25 and 26, 1725. At twenty minutes to four in the morning of August 26, the ship struck a reef about 4000 feet offshore. The reef has since been named Chameau Reef. "The first impact," said Alex Storm<sup>(1)</sup> in his book about his discovery of the ship's remains, "tore her bow apart, sent cannons flying overboard and spars crashing to her decks. The damage from that first blow was inconceivable. She slid along the east side of the rock on to the jagged reef. Within minutes, she was ripped apart by the crushing force of the waves and scattered in all directions, sinking within fifty feet of the rock."

There were no survivors. Of the 316 persons on board only 180 bodies were found, these having been washed up on the beach along with pieces of identifiable wreckage of the ship. Her cargo was lost. However, among the cargo was a large shipment of gold and silver, which was being sent to provide for the government of New France to meet its expenses for the coming winter, not the least of which was payment of the garrison at Quebec. Attempts were made almost at once to recover the treasure, since the government of the colony had been advised of the vessel's cargo. Salvage operations were supervised by two seasoned divers nicknamed "Tempete" and "Sent-le'vent," but were unsuccessful. With the primitive equipment and techniques of the time, not even these intrepid men could carry out a lengthy underwater search in waters as glacially cold as those which surround Cape Breton Island. There the matter - and the treasure - rested for two hundred and forty years.

On April 5, 1966, millions of Canadians learned of the recovery by three young divers of an estimated \$700,000 in gold and silver coins from the wreck of an eighteenth-century French pay ship near Louisbourg, Nova Scotia. The divers said that they had found the treasure in September 1965, recovery operations continuing till October. For seven months they kept the discovery secret in order to evaluate it.

Alex Storm, who at this time was 29 years old and leader of the trio, said that there might be still more treasure in the sunken hulk. He and his partners, Dave McEachern 29, and Harvey Macleod 35, said that they intended to share the treasure three ways, but would not say how many coins were recovered. The ship carried a large sum in gold and silver coin, part of which was destined for the fortress of Louisbourg. Louisbourg was the largest French fort in America at the time, and her garrison was greater than that of Quebec. Besides radio, television and the newspapers, a number of magazines such as Time, Life and Argosy carried news of the discovery. In 1968, a most interesting book, "Canada's Treasure Hunt," by Alex Storm, was published, in which he tells in detail the story of how the treasure of gold and silver coin was lost, and the search, the discovery, and the recovery of part of it 240 years later.

On April 7, 1966, just two days after news of the treasure broke, Storm's former partners initiated court action to prevent his selling or disposing of the treasure, claiming that part of it belonged to them. Storm had signed a partnership agreement in 1961 with five other salvagers and formed the Orbit Salvage Group, in which the share of profits and losses in the partnership were to be 16% each, with Storm to have 20%. Their combined efforts to find "Le Chameau" were unsuccessful, and in February 1963 Storm advised his partners that he was terminating the agreement.

He later advised that he had obtained the diving rights for "Le Chameau" and that he was proceeding with the search for the treasure with some new partners. After a long trial in Sydney, Nova Scotia, Mr. Justice J. Pottier on December 5, 1967, awarded 75% of the treasure to Alex Storm and 25% to the Orbit Salvage Group. Justice Pottier also dissolved the original partnership as of April 7, 1966. The decision was appealed, and the Court of Appeal on September 23, 1969 awarded Storm the whole treasure. This verdict was appealed to the Supreme Court of Canada, which rendered its decision on June 128, 1971 to allow the appeal and restore the original division as decided by Justice Pottier. The Supreme Court of Canada is the end of the road for justice in Canada, and it seemed that the long litigation of some five years over the treasure was at an end.

To my surprise, while vacationing in Florida in January 1973, I received a telephone call from a Halifax lawyer, who informed me that Alex Storm was again the defendant in an action over "Le Chameau" commenced by the Orbit Group, and I was invited to appear as a so-called numismatic expert on behalf of the defendant. Incidentally, this final case before the Supreme Court of Nova Scotia was over the marketing of the treasure. The Orbit Group claimed that arrangements for the sale and distribution of the coins were unsatisfactory, resulting in low prices and excessive selling expenses. Prior to my appearance on the witness stand, I was briefed on all aspects of the case, and learned for the first time that the treasure consisted of 875 louis d'or, 7861 silver ecus, and some artifacts. Many of the silver coins were badly corroded and sold as bullion.

The biggest problem in selling the gold coins was that they were essentially similar. They consisted only of three dates - 1723, 1724 and 1725 - and all were of the same design, many bearing the same mint marks. There were, for example, 85 louis of 1724 with the Bordeaux (K) mintmark and 46 of 1724 with the mint mark of La Rochelle (H). Storm arranged for a nearby coin dealer to handle the marketing of all the coins and he, in turn, was assisted by a New York coin dealer, who disposed of 341 pieces as individual coins or in small lots, mostly in various places in Europe, during the early part of 1971. At the time, the second<sup>(2)</sup> edition of Robert Friedberg's "Gold Coins of the World" listed the louis d'or at \$250 and, as an average price of \$236 or 90% of the catalogue value was obtained, this was deemed realistic.

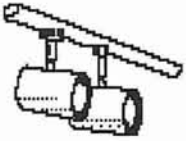
It was then decided to sell the balance of the gold coins at auction in New York on December 10, 1971. Forty-three coins were reserved for the Province of Nova Scotia under the Treasure Trove Act, and three were disposed of in other ways, leaving 493 coins to go under hammer. Arrangements for the auction were made in July, but in August, the Orbit Group applied for a court order to have the remaining coins returned to the Court to prevent disposal. The order was granted, but the sheriff, when he attempted to recover the treasure, found that most of the coins had been already shipped out of the country. A great deal of correspondence and meetings between solicitors for the parties occurred in an attempt to reach an amicable settlement, and not till December 6, 1971, a scant four days before the sale date, was the auction allowed to take place.

It was anticipated that the coins would sell at auction prices in line with the average of \$236 obtained in private sales, and the gross would be under \$130,000. On that basis the auction commission was set at 12% of the gross under this amount. Over \$130,000 it would be 14%, with an additional 2% for every \$10,000, resulting in a commission of 20% from \$160,000 upwards. Just before the sale a new edition of the Friedberg catalogue was released, with a price of \$450 for the louis d'or. This helped bidding without a doubt, and together with the excellent sale catalogue, secured a gross sale of \$198,825, an approximate average of \$388 per coin. Included in the sale were an emerald ring which brought \$3000 and an Order of St. Louis which brought \$4750. These were recovered from "Le Chameau" after the partnership was dissolved. After the sale, the entire proceeds, less commissions, were paid into the court, and Storm had to account to his former partners for the proceeds of the disposition of the whole treasure.

Despite lengthy negotiations to reach an agreement on allowing expenses in order to establish distribution shares, the parties could not agree, and the Supreme Court of Nova Scotia had to decide on all matters in dispute. The trial took place on March 15 and 16, 1973, Mr. Justice Hart handing down his decision on July 4, 1973. It was to the effect that Storm took reasonable and proper steps to market the treasure and employed persons highly skilled in this specialized field to assist him in getting the best prices possible, and that the commissions charged were reasonable.

It is interesting to note that the total amount received for the treasure was \$274,210.42, with commissions and other expenses of \$94,009.65, leaving a net amount of \$180,200.77. This gave Storm and his two partners \$135,150.58 and the Orbit Group's five partners \$45,050.19, before legal expenses. The search for the treasure began in 1961 and took four years to discover and bring to the light of day. It then took another eight years to receive payment. Hardly a "get rich quick" project!

*References: 1. Storm, Alex: Canada's Treasure Hunt, 1967, 152 pp; paper, Greywood Publishing Ltd., Winnipeg.*  
*2. Friedberg, Robert: Gold Coins of the World, Second Edition, New York, 1971; The Coin and Currency Institute, Inc.*



S P O T L I G H T   O N  
T O P I C A L   C O L L E C T I N G

## NUMISMATIC HORSE SENSE

*By Norman M. Davis*

*The following article appeared in the November 2000 issue of the Ingersoll Coin Club bulletin. We took the liberty of embellishing it with a number of additional illustration to those that appeared in the bulletin.*

Even if you don't live near Churchill Downs, Santa Anita, or any other race track, horses can give you a lot of pleasure and "a run for your money" on coins. Well over one hundred coins picture the horse.

The total is far higher if you add all the medals and tokens that show horses. There are several kinds of "horse coin." Some show a horse and rider. Some have horses with chariots. Some just picture a realistic horse by itself, and a few carry representations of the winged horse Pegasus.



Ireland's half-crown of 1928-1967 (left) is one of the most beautiful horse coins. Its horse stands facing left, head high. This horse has a dignified air. He stands proudly, as if he knows he's a champion. The half-dollar-sized coin was 75% silver 1928-43. The next date released, 1951, began the cuper-nickel ones.

Why put a horse on a coin? Sometimes a historical person is best shown mounted. Sometimes a horse fits the general theme of a country's coinage. And sometimes, probably, it's simply because horses are beautiful animals. The horse's association with mankind can be traced back for thousands of years. Terms connected with horses have

become part of our language. We say a headstrong person "took a bit in his mouth." Someone who reverses the proper order of things is "putting the cart before the horse." And instead of advising, "Don't question unexpected benefits," we warn, "Don't look a gift horse in the mouth."



Guinea issued a silver 250 francs in 1970 (left) that's among the finest and most dramatic horse coins. This proof-only coin shows three horses galloping wildly across the sky, with Earth below and a rayed sun in the background. Two of the horses have their heads flung up, one has his head down.

The symbolism becomes clear when we read the lower left rim legend APOLLO XIII. The horses represent astronauts James A. Lowell, Jr., Fred W. Haise, Jr., and John L. Swigart, Jr.

Apollo 13 was aborted after an oxygen tank ruptured. The astronauts reached Earth safely by using the oxygen and power supplies from their lunar leader. This coin could have special meaning if you remember the breath-holding tension of that April 1970, mission. Probably the piece should be classified as a pseudo-coin, but it's still a beauty.

The German states of Brunswick-Luneburg, Hannover, and Brunswick Wolfenbittel pictured a running horse on several coins from 1760 to 1866 (below).





Brunswick-Luneburg's 1803-C pistole (left) is one of the more attractive of these. The horse is shown springing to the left. Its body is raised and the forelegs are just starting down as the hind legs push the horse forward. This nickel-sized coin is 90% gold. The silver one-twelfth thaler from the same state, issued 1760-1807 (right) also shows a horse springing to the left, although not as attractive.



Perhaps the most famous horse-and-rider design is Benedetto Pistrucci's "St. George and the Dragon." It's usually associated with British gold half sovereigns and sovereigns (left). St. George sits astride his rearing horse, whose flailing forelegs are at the right. Pistrucci's design leads the eye from the St. George's helmet down the line of his trunk and leg to the dragon writhing on the ground. The eye sweeps up again to the horse's head and

is carried back along the body to the tail, which ends pointing to the ground line—which leads back to the dragon.

Austria issued an impressive five shilling picturing one of the well-known Lippinzaner stallions (right). The horse balances on its hind legs, facing left. The rather heavy body is raised, the forelegs held close in. The rider leans slightly forward in order to stay vertical. This quarter-sized coin was struck in 64% silver 1960-68 and in cupronickel starting partway through 1968.



Not all horse coins are recent. Pegasus is on silver staters issued by Corinth in the 400-335 B.C. period (far left). A quadriga, or four-horse chariot, is on the reverse of the magnificent Syracusan silver dekadrachm of 413-357 B.C. These horses, heading leftward, with their parallel legs and independently tossing heads, have inspired several modern Italian coin designs. And a silver didrachm of Tarentum, 400-300 B.C. (near left), shows a small figure riding a large horse toward the right.



A cupronickel crown issued in 1976 by the Isle of Man (left) may be unique among horse coins. It shows a three-quarter front view of a horse pulling an old-fashioned tram (streetcar). This commemorates the centennial of the horse-drawn tram. It's scarce, but relatively low demand seems to have kept the price low.

Egypt issued three impressive 87.5% gold coins showing a horse and chariot. The half-pound (1958) and pound and 5 pounds (1955-1957) show the horse heading right, not walking or running, but leaping forward (right). Its body is raised at about a 45-degree angle, with the forelegs high. The hind legs are stretched back. An ancient Egyptian archer rides in the chariot, holding his bow in one hand and drawing back the bowstring with the other. He must have superb balance, for he's not holding on or visibly bracing himself at all.



In 1973, Canada issued two RCMP Centennial Commemoratives. The quarter features a mounted officer facing right, holding a staff topped by a pennant. His horse stands with one foreleg and one hind leg slightly advanced, flanked by the dates 1873 and 1973. Due to the large "25 CENTS" at upper left, the horse and rider are rather small. The Mountie faces left on the dollar, and his horse clearly is walking. Its right hind leg is advanced, and the



right foreleg is bent with the hoof in the air.

The most popular U.S.A. horse coin, without question, is the Stone Mountain Memorial commemorative half dollar of 1925. Sculptor Gutzon Borglum pictured Generals “Stonewall” Jackson and Robert E. Lee facing left, mounted on their standing horses. The horses’ heads hang, as if the animals, as well as the men, are weary after the Civil War.

Borglum worked on the great memorial at Stone Mountain, Georgia. He spent so much time on the coin that he lost work time from the monument itself. Partly because

of this, slightly over a month after the coin was released, the Confederate Monumental Association fired him. The monument wasn’t completed until 1970.

Mexico’s only horse coin is the most beautiful in the North American “stable.” It’s the 90.3% silver “Caballito” peso of 1910-14 (right). The regular issue dates actually are 1911-14. The 1910 is a commemorative, issued for the centennial of the start of the War of Independence in 1810. This dollar-sized coin shows Liberty riding toward the left on a prancing horse, lit by the rays of the rising sun. The horse has one foreleg and one hind leg raised, and its tail streams behind as if in a strong breeze. Senorita Libertad turns and raised one arm, beckoning those who love Liberty to follow her.



Pegasus is a special sort of horse. He appeared from Medusa’s blood and was captured by Athena (Minerva to the Romans) and given to the Muses. Athens later helped the hero Bellerophon capture the winged horse so that he could destroy the fire-breathing Chimera.

Bellerophon became so vain over taming his unique steed that he tried to fly to Olympus, home of the gods. Jove sent a gadfly to sting Pegasus. At the sudden pain, the horse jerked, throwing Bellerophon to his death. Pegasus went back to the Muses. He hasn’t been seen since then, except as an oil company’s symbol — and on coins.



My favorite Pegasus coin is the Italian 10 lire of 1946-50 (left). This half-dollar-sized piece is struck in a 92.2% aluminum alloy. Pegasus is shown taking off leftward. His wings are raised, poised for the downward beat that will lift him into the air. His forelegs and body are already up, and the powerful hind legs are kicking him skyward.


Ridden horses also appear on coins of Argentina, Bulgaria, Chile, Czechoslovakia, Great Britain, Monaco, Lesotho, Portugal, Turkey and Western Samoa, among others (below).

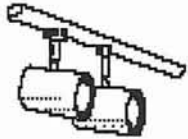


Some horse and chariot coins have been issued by Czechoslovakia, Russia, and San Marino. As for just plain horses, coins showing them have been issued by several more countries. A few are Hong Kong, Malawi and Norway.

And should you ever run out of horses or just wish to expand the collecting challenge, you can try varying the theme to include zebras. A handsome one runs leftward on Botswana’s cupronickel pula of 1976-77 (right). The forelegs are pushing back as the hind legs come forward. This coin has a scalloped edge.

So in spite of some rarities and some high prices, plenty of horse coins are available for us to enjoy collecting. Mount up! Let’s ride!





# SPOTLIGHT ON TOPICAL COLLECTING

## NUMISMATIC HORSE SENSE - PART TWO

by John Regitko, ONA member #LM083

In the preceding pages, we reprinted an article entitled "Numismatic Horse Sense" which appeared in the bulletin of the Ingersoll Coin Club. Since the article deals with a general introduction featuring horses on coins from around the world, I thought that a follow-up was warranted highlighting Canadian coins that featured horses. This brief listing can best be described as a checklist for any ONA member that wishes to collect horses on Canadian coins and tokens. Illustrations are from "The Charlton Standard Catalogue of Canadian Decimal Coins" and "The Charlton Standard Catalogue of Canadian Colonial Tokens."




1908 - 1911 Sovereign  
George and the Dragon



1975 \$1  
Calgary Centennial



1973 25¢  
RCMP Centennial



1973 \$1  
RCMP Centennial



1992 \$1  
Stagecoach



1993 \$200  
RCMP



1813 Penny  
Cossack Token



1908 Penny  
Agricultural Society



1850-57 Penny  
Bank of Upper Canada



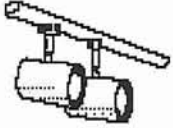
1850-57 Half-Penny  
Bank of Upper Cda.



It would also be interesting to attempt to acquire a collection of Canadian paper money issued by the government (affordable, as represented by the 1973 \$50 RCMP Centennial, above left) and by the Canadian Chartered Banks (not affordable). Some of the private banks that have issued notes with horses are the Bank of Prince Edward Island (illustrated above right), Banque D'Hochelaga, The Farmers Bank of Rustico, Hart's Bank, Imperial Bank of Canada, Mechanical Bank, Merchant's Bank of Canada, National Bank, The Northern Bank, The Northern Crown Bank, The Provincial Bank, Union Bank, The Union Bank of Halifax, as well as the Bank of Upper Canada if sea horses count.

Another area is Municipal Trade Tokens with a "horse" theme, either just from Ontario (like the Kitchener/Waterloo 1975 \$1 piece illustrated at right), or from right across Canada.





S P O T L I G H T O N

S P E C I A L T Y C O L L E C T I B L E S

## PHOTOGRAPHIC NUMISMATICS

by Nicholas Graver



Craftsman of Photographic Arts medal awarded to George Dunbar by Professional Photographers of Canada Incorporated. Grey in colour. Actual size of original medal is 1-3/8" diameter).

*The following presentation was given at a recent meeting of the Photographic Historical Society of Canada which combined two hobbies with Mr. Graver's interest in coin collecting and photography. Because he and the executive of the Society had the foresight to make us aware of his presentation, fifteen coin collectors took the opportunity to attend the meeting to listen to him first-hand and enjoy his slide presentation. We are pleased to present his paper and also publish some of the slides he showed, thanks to Bob Carter, Webmaster of the society's website [web.onramp.ca/phsc](http://web.onramp.ca/phsc).*

Photographic Numismatics. What is it? Another talk on how to take photos of your coin collection?

Well, not really.

Being a professional photographer and amateur numismatist for a number of years, the idea dawned one day - why not combine photo and numismatic interests? The theme became a slide lecture. We tried to secure an illustration of each type of numismatic item related to photography, and each photo artifact having any connection with numismatics. Fortunately, collectors, institutions and dealers were most generous in loaning examples to be photographed. The collection shown does

not exist in any one place - except on slides.

Examples turned up in all shapes and forms. Inasmuch as the range of possible examples is unlimited, there can be no such thing as a "complete set," and each collector usually has some unique pieces. Carrying the topic to extremes can bring you far-fetched examples which amuse serious numismatists and photo historians alike. This review shows that photography has, ever since its popular inception (1839) become a very real influence on our culture, as evidenced by numismatic artifacts. These seemingly worthless bits of metal and paper, taken as a whole, constitute a different and fascinating glimpse at our photographic past. Organization could be chronological, by artist or issuer, by type of fabrication, or by geographical origin, etc. We will list by type.

Competition for prize medals was often the fuel that fired the efforts of professional and amateur photographers from the daguerrian period to the present day. Recognition for outstanding contributions to the field or for excellence in competition was frequently bestowed in the form of a medal.

Inventors, manufacturers, and designers received medals for "Best Cameras, , 1 st Prize for "Lenses", etc. Sometimes these were standard medals issued by a Government, World's Fair, Exposition, or Learned Society. The same stock medal could be awarded for the "best" sauerkraut as for the "best" stereo views! These could have the name of recipient and the award incised. Others are truly photographic medals showing cameras, photographers, muses, chemical bottles, and artists' tools. Much medallic artistry was expended to continually reinforce the place of photography among the arts. Such medals are usually round and made of silver or bronze. Occasionally, gold is seen and frequently white metal. When one is encountered other than round, it is



*Kodak struck medals to celebrate each of its International Salons. This medal was struck for a show held in Canada.*

especially interesting. Service award medals are incised to employees for major anniversaries with a firm.

These have been issued in bronze, silver, and gold. Most common are those of the Eastman Kodak Company. Commercial medals are often struck for photo organizations or firms marking anniversaries of their founding, etc.

Dedication and ground-breaking ceremonies have also been celebrated by the issuance of medals. Frequently we see the pioneers depicted: Daguerre, Niepce, Lumiere, Barnack, Goodwin. Probably the rarest photo medals would be those issued to the pioneers or struck in their honor during their lifetime.

Writers, directors, and actors in motion pictures and film festivals are often so recognized. They deserve separate consideration since the recipients are before the camera or behind the scene and not actually doing the photography (cinematography).

A subtle, but highly significant, tribute to early photography is a medal with the minute legend: "After a daguerreo-

type likeness by E. Jacobs (of New Orleans)." Here, the sculpture gives due credit to the importance and accuracy of the photo image that guided the delineation of his engraving.

Historic medals might be represented by the Franklin Mint's recent issue which happens to show a "daguerreotype sitting" as representative of progress for the year 1839. The equipment and technique shown were actually used at a later date.

Tokens related to photography predate it in several instances! Firms such as Scovill and Feuchtwanger, which were later to market cameras and chemicals respectively, each issued tokens in the 1830s, part of a series known as "hard time tokens." Since Scovill later merged to form Ansco and survives today as the GAF Corporation, their token is probably the oldest in the photo/numismatic field. Daguerreotypists were quick to issue trade tokens and an interesting series, struck by Scovill, resulted. These have been described in detail elsewhere. (The Photographic Collectors' Newsletter-Vol. III, No. 2). Many famous names are included: Jacobs, Long, Meade, Root, Fitzgibbon, etc. They include designs of eagles and liberty heads and can be found in various metals. These charming pieces are the earliest photo/numismatic items and actually were used by daguerreotypists. Manufacturers have often issued advertising tokens featuring cameras and film. Photographers have issued advertising pieces among which are found "GOOD FORS"- with offers such as "good for \$1.00 on a sitting" or "Good for 25 cents on a dozen Kitchener (Ontario) Cabinets".



*We all remember Charlie Chaplin as the Little Tramp. This medal shows him holding a movie camera. Hey Charlie! You're going to ruin your shots with that door open!*



*Many medals were cast in memory of Louis Daguerre. This one by the PAA in 1889 celebrated the fiftieth anniversary of Daguerre's announcement of his photographic process. The image of the medal appears on the back of some carte de visite cards as part of the photo-grapher's ad.*

Photofinishers and camera shops are represented. Motion Picture tokens are represented by a large series, many carrying images of stars and specific photoplays. Of interest is the movie token "Von Stroheim's Greed" which carries the legend "... commencing February 16-1925, Stanton Theatre" - actually issued for the opening day at one specific theatre! An aluminum series came as premiums - Popsicle Movie Tokens. Industrial tokens might best be illustrated by the Eastman Kodak Company parking lot tokens currently used in the automatic gate stations. Plastic photo tokens appeared at Photokina, the International Photo Exposition in Cologne, Germany, 1972. These were part of a promotional game where visitors placed them in slots to (try and) win a new model Pocket Instamatic camera.

Wooden nickels are one of the more unusual forms. These advertising pieces are from camera shops and have on the reverse side buffalo or Indian designs and were inspired by the "don't take any wooden nickels" gag. They often pass for value in trade, but usually end up as collectors items or pocket pieces. Encased cents are the aluminum tokens which have a U.S. cent mounted in the center. They are often "Good Luck" or pocket pieces.

Examples such as the Hambly piece, which mentions "Kodaks and supplies" are not common. Having a 1909

cent (1st year of issue), and being from the author's home town, make this one a special item. Coins are sometimes related when, as in the Lincoln cent, they are designed after photographs.

Counterstruck coins resulted when photographers stamped their names on U.S. and foreign coins. "Ambrotype by Knecht" is the most specific occupational photo counterstrike. Another form resulted when they struck coins with the name punch used to stamp their name in daguerreotype mats and photo mounts.

Currency is related mainly when the engraving is taken directly from a photograph, such as the \$5 Lincoln image from a photo by Brady Studios in Washington. Anti-Photographic bank notes were multicolored issues offered to local banks and states by the private security printing firms that printed local issues of currency. Their multicolored design was to prevent counterfeit reproduction by the photographic processes then in use.

Advertising notes are privately printed handbills or circulars which resemble banknotes. Sometimes they are "Good For" part payment of a sitting or "Guaranteed to please." "Warranted never to change," "cheaper than any others at this place" and "unsurpassed by any in the world" are claims which were included on these advertising notes in the style and location of regular pledges that banknotes carry agreeing to "pay on demand," etc. A double-barreled issue was that of photographers Bradley and Rulofson, of San Francisco, an advertising note featuring the medal won for their work. One firm published copies of the then-new U.S. currency in the form of carte-de-visite photographs. This was an extensive set presumably intended to familiarize the public, and the banking industry, with the first federal paper money. Previously, U.S. money was in gold, silver, or copper coins. Only local authorities had issued paper money.


Checks and stock certificates are the newest specialties in numismatic collecting. A typical related check is one from Baker, Oregon, dated 1920 and with the imprint "Muegge Drug Co., Ansco Cameras and Supplies." The author will gladly welcome an example of an early stock certificate from any of the Eastman, Polaroid, or Haloid (Xerox) firms.

Political tokens issued in the late 1850's and thereafter often included an actual tintype photograph. These mass-produced photos, so mounted in tokens, are today also collected by "political," collectors and are called ferrotypes (one of the names of tintypes). Such tintypes are also found on calendar medals which are large pocket pieces carrying various forms of perpetual calendars. Prize medals were very important to the photographic industry. On the reverse side of cabinet card photos we regularly find medals pictured presumably won by the photographer. Advertisements by photographers and photographic manufacturers often included references to medals won at expositions or competitions. A French stereo camera, the Bellieni, carries an embossed stamp testifying that the manufacturer won the "Gold medal at Paris 1889."

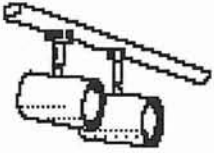
The author wishes to thank the many collectors, both photographic and numismatic, who loaned specimens for illustrations. Unfortunately this abstract cannot include all of the items shown as slides. Information about other examples of items which link the field of photography and numismatics would be welcome. Especially interesting would be additional items issued outside of the U.S.A.

*(Editor's Comment: Mr. Nicholas Graver recently visited Toronto from his home in Rochester to make a presentation to the Photographic Historical Society in North York (at the same Community Hall that forms part of the Mel Lastman Square complex where the North York Coin Club used to hold their meetings). His presentation depicted every known numismatic item (token, medals, photographers' money) related to photography, and every possible photographic antique connected with numismatics. The presentation was supplemented with a series of beautiful slides of objects from Mr. Graver's collection, from the Kodak Museum of Rochester, from friends, or from archives of photographic and numismatic organizations. He had the foresight to advise Ken Prophet, Executive Secretary of the CNA, of his impending presentation that merged two hobbies into one presentation. Ken, in turn, made a number of Toronto-area collectors aware of the time, place and subject, which prompted fifteen numismatists to attend (including ONA members David Bawcutt, Don Bunjevac, Rick Craig, Dick Dunn, Car Helliwell, George Fraser, Norman G. Gordon, Paul Johnson, John Kantyman, Marvin Kay, John MacDonald, John Regitko, Gord Stevenson and Paul Petch and his son).*

*The above paper is the text of Mr. Graver's presentation. Illustrations used in this article are from the website of the Photographic Historical Society at [web.onramp.ca/phsc](http://web.onramp.ca/phsc). Meetings of the Society begin at 7:30 pm every third Wednesday (except July and August) in the North York Central Library Memorial Hall (Burgundy Room), 5120 Yonge St. at Park Home, North York, Ontario. There is inexpensive underground parking off Park Home, to the west of the North York Central Library Memorial Hall complex. There is also ready access from the North York Centre station of the Yonge Street TTC Subway. Programs feature an educational presentation, buy/sell/swap tables of photographic equipment and accessories, coffee and cookies and, from what your ONA Editor evidenced first-hand himself, plenty of fun & fellowship. Visitors are always welcome. You can obtain information on goings-on at meetings and on upcoming meetings from the Photographic Historical Society's website at [web.onramp.ca/phsc](http://web.onramp.ca/phsc).*



*Tokens were used to operate the automated snap shooter machines. The example the speaker showed is stamped with a 10, perhaps meaning 10 picutres, since stamping a face value on the token would defeat its purpose which was to separate the cost of the token/service from the actual token.*



# SPOTLIGHT ON CLEANING COINS

by Jim McCulloch, Treasurer - Quest Magazine

*In a previous ONA Numismatist, we mentioned in the "Club News" column that the Scarborough Coin Club featured Harvey Helliwell showing members how to clean coins by building their own electrolysis machine. We are pleased to reprint the handout that accompanied his presentation which was originally published in Quest Magazine.*

## BUILDING YOUR OWN ELECTROLYSIS MACHINE

As all detectorists are aware, long-term burial in corrosive soil, or immersion in salt water, doesn't do the appearance of most metallic objects any favors. Regrettably, tarnish, rust and corrosion are the natural consequences of chemical interaction with most metals.

Many methods have been devised to remove the various forms of oxides, sulfides, carbonates, chlorides and assorted types of verdigris from metallic objects. The method employed most often by professional conservators of recovered metallic objects is electrolysis, a process wherein the object to be cleaned is submerged in a special, electrically-charged chemical solution which causes the corrosion to disintegrate.

The purpose of this article is to inform Treasure Quest readers how they can build an inexpensive electrolysis machine which will do a splendid job of cleaning coins or other small metal artifacts.

The first thing you will need to obtain, if you don't already have one, is a 9 to 12 volt AC adapter, often called an AC/DC converter, or battery eliminator. This is the same electrical device which plugs into an electrical wall outlet and lets you operate portable radios, cassette players and so forth, without the use of batteries.

When choosing the AC adapter for your mini electrolysis machine, take note of its rated output. This will be printed somewhere on the adapter, and will usually be listed in milliamps (1/1000th of an ampere) which is designated by the symbol "mA," as in "350 mA." The higher the output, the faster the cleaning effect; I recommend the selection of an adapter of at least 300 milliamp output.

You will also need several small electrical "alligator clips," a stainless steel spoon, a non-metallic cup or small bowl, water, and some common table salt.

To convert your AC adapter into an electrolysis machine, first cut off the little plug device from the end of the wire (the "plug" referred to here is the one that connects to the radio, cassette, etc., NOT the one that connects to the wall socket). Once you've removed that little plug, you will note that the wire to that little plug is a double-strand wire; beginning at the cut off tip, very carefully separate (pull apart) those two individual strands of insulated wire for a distance of about 6 inches, leaving the insulation intact on each of the wires. Next, strip away about a quarter to a half inch of insulation from the tip of one of those loose wires and, where the insulation has been removed, firmly affix (crimp into place) an alligator clip. Be sure that there is a good electrical contact between the bare wire and the alligator clip. Now, repeat that procedure to the other strand of wire. You will now have two single-wire sections, each with its own alligator clip.

Now, make up an ample supply of electrolyte solution, at the ratio of 1/2 teaspoon of common table salt for every 8 ounces of water. Pour some of this electrolyte solution into the cup, nearly filling it. Place both alligator clips into the solution, being careful not to let them touch one another. Remember, once we plug the adapter into the wall socket, electrical current will be flowing to the alligator clips, and if they touch one another, the adapter will short out, and be ruined.

After you've made sure that the alligator clips are not in contact with each other, plug the adapter into the wall socket, and watch to see which of the two alligator clips begins to produce bubbles. The one that begins to bubble is the cathode, or negative pole of the AC adapter. The side that does not bubble is the anode, or positive electrode. Unplug the adapter, remove the alligator clips from the solution, and in some way mark the polarity of the wires.

Bend the stainless steel spoon into a sharp "U" shape so that, when hung over the lip of the cup, the "bowl" of the spoon can reach about half way deep into the cup.

Hook the cathode ("bubble side") alligator clip to the portion of the spoon which is outside the cup.

Hook the anode to the object to be cleaned, and suspend it into the solution, over the edge of the cup opposite the spoon, and use one of your spare alligator clips (or a clothes pin, etc.) to secure that artifact-holding wire in place. You want to be sure that the object to be cleaned is fully immersed in the solution, and suspended more or less at the same level in the cup as the bowl of the spoon.

Once that is done, you are now ready to begin the electrolysis cleaning of your artifact. Making sure that the two electrodes are not touching, plug the adapter into the wall socket. Within moments, the object to be cleaned should start producing bubbles. If not, unplug the adapter, and reposition the alligator clip on the artifact, preferably at a point where metal is showing. Then plug the adapter back into the wall socket.

Once the coin or artifact is merrily bubbling away, then everything has been done right. So what is taking place? During electrolysis, ions (atoms which either have an excess or deficiency of electrons, and thus are electrically charged) are liberated from poles, and these migrate through the electrolyte solution to the oppositely charged pole. The cathode, to which the artifact is attached, is the point of entry of anions (negatively charged atoms with a surplus of electrons) into the electrolyte solution. The liberation of anions, from the chemical compounds which constitute the corrosion on our artifact, triggers chemical changes within those compounds, causing them to disintegrate into less complex chemical substances. Proof of these chemical changes are seen not only in the artifact becoming progressively more clean, but also in the discoloration of the electrolyte solution as dirt and various chemicals are released into it.

How long does it take for an object to become clean? That depends on how badly it is corroded. After a few minutes, unplug the adapter, remove the coin or artifact from the solution, and gently rub it with your fingers or a soft toothbrush to remove loosened corrosion, then rinse it thoroughly in clean water. If it is acceptably clean, then there is no further need for electrolysis. If it still needs further cleaning, return it to the solution, and resume electrolysis. This process may have to be repeated several times for badly corroded or heavily concreted objects. During this process, should the electrolyte solution become notably discolored, replace it with fresh solution.

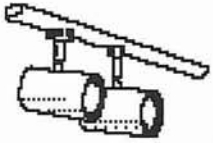
Several things should be kept in mind regarding electrolysis. First, it should be remembered that corrosion progressively affects the metal of the object, and in advanced stages of corrosion little or none of the original metal may be left; in other words, all that may be left is a lump of corrosion more or less resembling the original object. This is especially true if the object was made of thin metal to begin with, or if the metal was one that corrodes especially easily, such as tin, aluminum, etc. Sometimes, severely corroded objects will crumble away to nothing when submitted to electrolysis. Thus, you will have to make the decision whether submitting a particular object to electrolysis will likely be worthwhile.

Also, don't be in too big a hurry to clean every object you recover. Keep in mind that cleaning off the layer of corrosion will merely reveal "what's left" of the object, and in some cases, that is not very impressive. If the object has reasonably good patina and is aesthetically pleasing, leave it "as is."

A word of caution: from time-to-time, feel the AC adapter to determine if it is getting too hot. If so, disconnect it, to let it cool off. Such overheating will occur as the artifact becomes progressively cleaner. This, in turn, allows for a greater flow of electrical current to pass through the adapter, increasing its temperature. Thus, never leave your electrolysis machine on and unattended for any length of time.

Careful use of your mini electrolysis machine will help transform many of those ugly blobs of corrosion into beautiful coins and relics.

# S P O T L I G H T O N G O L D



We are pleased to publish excerpts from the "History of Gold" published by The Gold Institute, 1112 Sixteenth Street, N.W., Suite 240, Washington, D.C. 20036, U.S.A. We have featured mainly those items about gold which involve advancements in coinage or involve facts about coinage or bullion.

## HISTORY OF GOLD

by The Gold Institute, Washington, D.C.

**4000 B.C.** - A culture, centered in what is today Eastern Europe, begins to use gold to fashion decorative objects. The gold was probably mined in the Transylvanian Alps or the Mount Pangaion area in Thrace.

**3000 B.C.** - The Sumer civilization of southern Iraq uses gold to create a wide range of jewellery, often using sophisticated and varied styles still worn today.

**2500 B.C.** - Gold jewellery is buried in the Tomb of Djer, king of the First Egyptian Dynasty, at Abydos, Egypt.

**1500 B.C.** - The immense gold-bearing regions of Nubia make Egypt a wealthy nation, as gold becomes the recognized standard medium of exchange for international trade. The Shekel, a coin originally weighing 11.3 grams of gold, becomes a standard unit of measure in the Middle East. It contained a naturally occurring alloy called electrum that was approximately two-thirds gold and one-third silver.

**1350 B.C.** - The Babylonians begin to use fire assay to test the purity of gold.

**1200 B.C.** - The Egyptians master the art of beating gold into leaf to extend its use, as well as alloying it with other metals for hardness and colour variations. They also start casting gold, using the lost-wax technique that today is still at the heart of jewellery making.

**1091 B.C.** - Little squares of gold are legalized in China as a form of money.

**560 B.C.** - The first coins made purely from gold are minted in Lydia, a kingdom of Asia Minor.

**344 B.C.** - Alexander the Great crosses the Hellespont with 40,000 men, beginning one of the most extraordinary campaigns in military history and seizing vast quantities of gold from the Persian Empire.

**300 B.C.** - Greeks and Jews of ancient Alexandria begin to practice alchemy, the quest of turning base metals into gold. The search reaches its pinnacle from the late Dark Ages through the Renaissance.

**58 B.C.** - After a victorious campaign in Gaul, Julius Caesar brings back enough gold to give 200 coins to each of his soldiers and repay all of Rome's debts.

**50 B.C.** - Romans begin issuing a gold coin called the Aureus.

**600 - 699 A.D.** - The Byzantine Empire resumes gold mining in central Europe and France, an area untouched since the fall of the Roman Empire.

**1066** - With the Norman conquest, a metallic currency standard is finally re-established in Great Britain with the introduction of a system of pounds, shillings and pence. The pound is literally a pound of sterling silver.

**1284** - Venice introduces the gold Ducat, which soon becomes the most popular coin in the world and remains so for more than five centuries; Great Britain issues its first major gold coin, the Florin. This is followed shortly by the Noble, and later by the Angel, Crown and Guinea.

**1377** - Great Britain shifts to a monetary system based on gold and silver.

**1556** - Georgius Agricola publishes *De re Metallica*, describing the fire assay of gold during the Middle Ages.

**1700** - Isaac Newton, as Master of the Mint, fixes the price of gold in Great Britain at 84 shillings, 11 & 1/2 pence per troy ounce. The Royal Commission recommends a recall of all old currency, issuance of new specie with gold/silver ration of 16-to-1. The gold price thus established in Great Britain lasted for over 200 years.

**1700** - Gold is discovered in Brazil, which becomes the largest producer of gold by 1720, with nearly two-thirds of the world's output.

**1787** - First U.S. gold coin is struck by Ephraim Brasher, a goldsmith.

**1792** - The Coinage Act places the United States on a bimetallic silver-gold standard, and defines the U.S. dollar as equivalent to 14.75 grains of fine gold and 371.25 grains of fine silver.

**1799** - A 17-pound gold nugget is found in Cabarrus County, North Carolina, the first documented gold discovery in the United States.

**1803** - Gold is discovered at Little Meadow Creek, North Carolina, sparking the first U.S. gold rush.

**1804-1828** - North Carolina supplies all the domestic gold coined by the U.S. Mint in Philadelphia for currency.

**1816** - Great Britain officially ties the pound to a specific quantity of gold at which British currency is convertible.

**1817** - Britain introduces the Sovereign, a small gold coin valued at one pound sterling.

**1837** - The weight of gold in the U.S. dollar is lessened to 23.22 grains so that one fine troy ounce of gold is valued at \$20.67.

**1848** - John Marshall finds flakes of gold while building a sawmill for John Sutter near Sacramento, California, triggering the California Gold Rush and hastening the settlement of the American West.

**1859** - Comstock lode of gold and silver is struck in Nevada.

**1862** - Latin Monetary Union is established setting fineness, weight, size and denomination of silver and gold coins of France, Italy, Belgium and Switzerland (and Greece in 1868) and obligating all to accept each other's current gold and silver coins as full legal tender.

**1868** - George Harrison, while digging up stones to build a house, discovers gold in South Africa - since then, the source of nearly 40% of all gold ever mined.

**1873** - As a result of ongoing revisions to minting and coinage laws, silver is eliminated as a standard of value, and the United States goes on an unofficial gold standard.

**1887** - A British patent is issued to John Steward MacArthur for the cyanidation process for recovering gold from ore. The process results in a doubling of world gold output over the next twenty years.

**1898** - Two prospectors discover gold while fishing in Klondike, Alaska, spawning the last gold rush of the century.

**1900** - The Gold Standard Act places the United States officially on the gold standard, committing the United States to maintain a fixed exchange rate in relation to other countries on the gold standard.

**1913** - Federal Reserve Act specifies that Federal Reserve Notes be backed 40% in gold.

**1914-1919** - A strict gold standard is suspended by several countries, including United States and Great Britain, during World War I.

**1925** - Great Britain returns to a gold bullion standard, with currency redeemable for 400-ounce gold bullion bars but no circulation of gold coins.

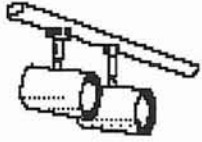
**1931** - Great Britain abandons the gold bullion standard.

**1933** - To alleviate the banking panic, President Franklin D. Roosevelt prohibits private holdings of all gold coins, bullion and certificates.

**1934** - The Gold Reserve Act of 1934 gives the government the permanent title to all monetary gold and halts the minting of gold coins. It also allows gold certificates to be held only by Federal Reserve Banks, putting the U.S. on a limited gold bullion standard, under which redemption in gold is restricted to dollars held by foreign central banks and licensed private users. President Roosevelt reduces the dollar by increasing the price of gold to \$35 per ounce.

- 1937** - The bullion depository at Fort Knox, Kentucky, is opened.
- 1942** - President Franklin D. Roosevelt issues a presidential edict closing all U.S. gold mines.
- 1944** - The Bretton Woods agreement, ratified by the U.S. Congress in 1945, establishes a gold exchange standard and two new international organizations, the International Monetary Fund and the World Bank. The new standard involves setting par values for currencies in terms of gold.
- 1945** - Gold-backing of Federal Reserve Notes is reduced to 25.5%
- 1954** - London gold market, closed early in World War II, reopens.
- 1961** - Americans forbidden to own gold abroad as well as at home; The central banks of Belgium, France, Italy, the Netherlands, Switzerland, West Germany, the United Kingdom and the United States form the London Gold Pool and agree to buy and sell at \$35.0875 per ounce.
- 1967** - South Africa produces the first Krugerrand. This 1-ounce bullion coin becomes a favourite of individual investors around the world.
- 1968** - Gold-backing of Federal Reserve Notes is eliminated; London Gold Market closes for two weeks after a sudden surge in demand for gold.
- 1971** - On August 15, U.S. terminates all gold sales or purchases, thereby ending conversion of foreign officially held dollars into gold; In December, under the Smithsonian Agreement signed in Washington, U.S. devalues the dollar by raising the official dollar price of gold to \$38 per fine troy ounce.
- 1973** - On February 13, U.S. devalues dollar again and announces it will raise the official dollar price of gold to \$42.22 per fine troy ounce. Dollar-selling continues, and all currencies are allowed to "float" freely, without regard to the price of gold. By June, the market price in London has risen to more than \$120 per ounce.
- 1974** - Americans permitted to own gold, other than just jewellery, as of December 31; The Krugerrand is launched onto the U.S. market.
- 1976** - The Gold Institute is established to promote the common business interests of the gold industry by providing statistical data and other relevant information to its members, the media and the public, while also acting as an industry spokesperson.
- 1978** - By Act of Congress, the U.S. abolishes the official price of gold. Member governments are free to buy and sell gold in private markets; U.S. congress passes the American Arts Gold Medallion Act, representing the first official issue of a gold piece for sale to individuals in almost half a century.
- 1979** - The Canadian 1-ounce Maple Leaf is introduced.
- 1980** - Gold reaches intra-day historic high of \$870 on January 21 in New York and by year-end closes at \$591.
- 1982** - Congress passes Olympic Commemorative Coin Act, which includes issuing the first legal tender U.S. gold coin since 1933; U.S. Gold Commission report recommends no new monetary role for gold, but supports a U.S. gold bullion coin; Canada introduces the fractional Maple Leaf coins in sizes of 1/4 ounce and 1/10 ounce; China introduces the Panda bullion coin.
- 1986** - The American Eagle Gold Bullion Coin is introduced by the U.S. Mint. Treasury resumes purchases of newly mined gold; Goldcorp Australia issues the Nugget gold bullion coin.
- 1987** - British Royal Mint introduces the Britannia Gold Bullion Coin.
- 1987** - The World Gold Council is established to sustain and develop demand for the end uses of gold.
- 1988** - The international media report huge gold purchases by a "mystery" buyer, later revealed to be the Japanese government in preparation for the minting of a major commemorative coin. This coin, honoring the sixtieth anniversary of Emperor Hirohito's reign, is issued in November.
- 1989** - Austria introduces the Philharmoniker bullion coin.
- 1990** - United States becomes the world's second largest gold producing nation.

*The booklet "History of Gold," published by The Gold Institute, also includes interesting information on the non-numismatic use of gold which have been deleted from this article due to space restrictions.*



# SPOTLIGHT ON EARLY CANADIAN TOKENS

## ALFRED SANDHAM AND THE TORONTO YMCA CONNECTION

by Barry Uman, FCNRS/FCNA, ONA Member #1278

Alfred Sandham was born in Montreal on November 1, 1838 and lived until December 24, 1910. He first resided on Wellington Street and later moved to Nazareth Street. He attended school briefly before going to work in New York City for two years. He returned to Montreal and worked at the Montreal Telegraph Company. He later joined the Grand Trunk Railroad and was sent to Richmond Station, Quebec.

Alfred Sandham was married in 1857 and moved to Covey Hill, Quebec in 1858, but he soon returned to Montreal, to live with his parents on Nazareth Street. It is not known what had become of his marriage. He worked for his father as a painter.

In 1864, Alfred Sandham became the General Secretary of the YMCA. He was responsible for improving its operations and attracted the attention of T.J. Claxton, who hired him as his private secretary in 1872. He resigned from the YMCA and became the editor of the Canadian Railway Guide in 1877. During this period, he received an offer to work as General Secretary of the Toronto YMCA, but he did not want to leave Montreal. The offer was again repeated in 1878 and it was accepted. As at Montreal previously, he was responsible for the great improvement in the operation of the YMCA.

In 1882, Alfred Sandham became the editor of the many publications of the Willard Trust Depository of Toronto. He also began a religious periodical entitled, "The Christian Witness," of which, he purchased with all the publications of the Willard Trust. He later sold his entire business to begin a new job of arranging the vast collection of letters and manuscripts that had accumulated in the files of the Willard Trust Depository. He also agreed to catalogue the extensive collection of Canadiana that had been mixed, when the Toronto Public Library was moved to a new location.

Alfred Sandham first collected shells, minerals, natural history items, antiques, stamps and finally coins. He collected the most interesting specimens so as to learn of its history and to convey this information to others. In his later years, his chief interest was numismatics. He formed four separate collections which he sold at different times to V.B. Hall, Gerald Hart, R.W. McLachlan and the last sold by auction in New York City by H.P. Smith on January 18 and 19, 1884.



Breton #171/Leroux #1610 Commemorating the incorporation in 1870 of the Numismatic and Archeological Society.


Alfred Sandham joined the "Montreal Numismatic Society" in 1865 and became one of its most active members. In 1869, he helped to incorporate the society. It was through his efforts in 1870, that the society issued its first official medal to commemorate its incorporation in 1870. The 42mm medal was struck in bronze and white metal and is listed as Breton 171/Leroux 1610.

Strangely, the obverse inscription differs from the society's official seal. It reads, "Numismatic and Archeological Society/Montreal Canada." The engraver's name appears at the bottom, "J.D. Scott SC." On the reverse, below the wreath, appears the name, "Sandham's Series No. 1." It

was Sandham's intention to issue a series of historical medals including the principal events in the history of Montreal.

Alfred Sandham was responsible for the issue of a number of medals that are related both to the YMCA and educational institutions. Two different medals, Breton 165/Leroux 1880 and Breton 166/Leroux 1881 were struck to commemorate the opening of the Montreal YMCA building in 1872 with its founding in 1851 and incorporation in 1870.

Alfred Sandham's name appears as the secretary, under the Board of Directors. Thomas James Claxton's portrait and name appear on these medals which were also engraved by J.S. and A.B. Wyon in England.



Breton #165/Leroux #1880 - Opening of Montreal YMCA 1872 - Founded 1851 - Incorporated 1870



Breton #166/Leroux #1881 - Opening of Montreal YMCA 1872 - Founded 1851



Breton #136/Leroux #1435 Russell Hall Sunday School, James Claxton, Superintendent

The other medal is Breton 136/Leroux 1435, which was issued for the Russell Hall Sunday School and it also pictures Claxton. It was engraved by J.S. and A.B. Wyon. The medal for the Presbyterian College is Breton 130/Leroux 1228 (illustrated on the following page) and was engraved by G.H. Lovett in the U.S.A.

Perhaps, Alfred Sandham's Historical Series No. 2 medal was intended to be Breton 186/Leroux 1540 (illustrated on next page). It commemorates the first visit of Jacques Cartier to Hochelaga on October 3, 1535. The medal was issued 340 years later, in 1875. The dies are engraved by the Bishop of Montreal but the workman-


ship was very unsatisfactory. Sandham had the dies defaced and he abandoned his plans for any other commemorative medals.

Some deals were struck in white metal for the defaced dies by an unknown "young collector," according to McLachlan. He also claimed that no specimens were struck from the untouched die, but a copper medal exists in the collection at the Chateau de Ramezay, belonging to the Antiquarian and Numismatic Association of Montreal.


Alfred Sandham's greatest contribution was in the field of numismatic research. One of the principal aims of the First Montreal Numismatic Society was to acquire historical artifacts and information and make it available to its members and other interested parties. This was begun in 1872, when he started the first journal, "The Canadian Antiquarian and Numismatic Journal." He became the first editor and writer and continued for four years. Together, with all his other contributions to numismatics, Alfred Sandham will always be remembered for his book on Canadian numismatics; "The Coins, Tokens and Medals of Canada," which appeared in 1869 and followed with a supplement in 1872. This is the earliest published work on Canadian material only and predates both Breton and Leroux by 21 years. The book was dedicated to the "Numismatic and Antiquarian Society of Montreal," whose members probably contributed to this book.

The book numbers 72 pages and is illustrated with 150 pictures of coins, medals and tokens. It begins with a brief history of the different kinds of exchange used in New France, to the coins and tokens of the provinces. Unfortunately, Sandham did not list all the medals because of the extra cost of publishing this book. He wanted it to be available for a reasonable price, but he did include many at the end of his book.

An original edition of the 1869 book was discovered in 1972 with a very interesting typed letter contained loose inside:



Breton #130/Leroux #1228 - Bust of John Calvin  
Presbyterian College, Montreal



Breton #186/Leroux #1540 - Jacques Cartier Visit to  
Hochelaga October 3, 1535

*"Of this work, there were 300 copies printed but only 250 were bound. It was anything but a financial success. While it was offered at the absurdly low price of 75 cents, only about 100 copies were disposed of by sale. The remaining copies were given away to friends, societies and the press. The sheets remained in the hands of M.R. Rose, printer for nearly three years when they were thrown out as waste paper, by my orders.*

*All the full page illustrations were drawn by myself (not much to boast of?) and were lithographed by Bishop & Co. of Montreal. The medals pp 51-66 (excepting pp 55 to 59), were also prepared from my pen drawings. They are of interest from the fact that they are among the first, if not the first blocks prepared by what is now known as photo-engraving, which appeared in a printed book. They were popularly known as leggotypes after Mr. W.A. Leggo, the inventor of the process who was then experimenting on his new discovery, where he supplied even these somewhat rough plates he had made several scores of blocks which were useless."*

*Al Sandham*

This letter, written by Alfred Sandham, is of the greatest historical importance. It tells us some very interesting things, e.g., that he was an excellent artist despite his denial. Only 100 books were sold out of the 300 that were printed. This gives us a very accurate number as to the size of the numismatic community in 1869. Assuming that some books were purchased by libraries and other non-numismatic individuals and societies, some collectors could not or did not want to buy this book. Although Sandham states that the book was reasonably priced at 75 cents, most people could not afford it in 1869. Despite selling only 100 books, he issued a supplement only three years later. It is safe to assume that he had a much smaller amount printed.

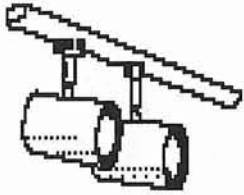
The active numismatic community probably numbered 100 collectors. If we check Leroux or Breton's listing of personal numismatic metallic tokens, we will discover that they were struck in small numbers, from about 50 to 200. These pieces were exchanged with other collectors and it also included those in the United States, United Kingdom and perhaps Europe. There is one exception with Dr. Leroux's tokens, in that they were made in large numbers to promote his books.

*References:*

*1) The Coins, Medals & Tokens of Canada by Alfred Sandham, 1869; 2) Illustrated History of the Coins and Tokens relating to Canada by P.N. Breton, 1894; 3) The Canadian Coin Cabinet by Joseph Leroux, M.D., 1892; 4) The History of the Antiquarian & Numismatic Society of Montreal (Text by Claude Proulx & Barry Uman, presented in 1992); 5) Collectors of Canadian Coins of the past by Fred Bowman, 1972*

*(Editor's Note: What the author, ONA member Barry Uman, does not reveal in the above article is that he was the lucky person who purchased the original 1869 book "The Coins, Tokens and Medals of Canada" that he refers to from a dealer at a Torex show in Toronto.*

*Included inside the book was the letter referred to in the article, hand written and personally signed by Alfred Sandham. The letter itself, since it is original and unique and written 123 years ago, is probably worth many times more than the book itself. One never knows what one will find...even 123 years later!)*



SPOTLIGHT ON  
 NIAGARA FALLS  
 BUTTERFLY MUSEUM

by John Regitko, ONA Member #LM083



On December 14, 1996, the Niagara Parks Butterfly Conservatory was opened on the property of the Niagara Parks Botanical Gardens, 9 km north of the Canadian Horseshoe Falls. Admission is \$8.00 for adults, \$4.00 for children 6-12 years, with free admission for children 5 and under. The Garden Tour is \$2.50 per person, with free admission for

anyone 12 and under. They are open year round (with the exception of Christmas Day). For hours of operation, call toll free 1-877-NIA-PARK (877-642-7275) or visit [www.niagaraparks.com](http://www.niagaraparks.com) and go to the Butterfly Museum from there. To give you an idea how popular the Museum is, half a million people were forecasted to visit the museum in the first year. On August 2, 1997...less than 8 months later, they received their 500,000th visitor.

Exotic greenery and flowing water set the stage for the fluttering and soaring of approximately 2,000 butterflies. There are over 50 different species of butterflies moving through a climate-controlled, 11,000 sq. ft. conservatory. Ideal conditions are maintained by means of an integrated pest management program. Beneficial species are used to prey upon insects detrimental to the Conservatory's plant life.



Enjoy the butterflies as you make your way along a 600 ft. network of indoor paths. In the "emergence" area, you can see butterflies as they make their way out of their chrysalides. The interior of this conservatory has a wide variety of foliage, so butterflies always have a source of food in the plants that bloom. As you walk along the pathways, look closely and carefully observe the grace and agility of these beautiful creatures of flight. You might even catch a glimpse of them feeding, uncoiling their mouth parts to sip nectar from colorful flowers.

The Conservatory also features educational programs for school groups (they expect to schedule 250 school groups in Spring), presenting half-hour programs from kindergarten to grade 5. Students learn about the parts of a butterfly, their life cycle and how they defend themselves. Live specimens of eggs, caterpillars and pupa are used in the programs.

During the summer months, visitors can meet some native butterflies in the outdoor garden. This garden attracts many of the 120 species of butterflies native to Ontario with plants such as Butterfly Bush, Purple Coneflower and Pye Weed. Go beyond the outdoor butterfly garden and enjoy the 89-acre Botanical Gardens where you will enjoy the Rose Garden, Rock Garden, Herb Garden and Vegetable Garden.



I never knew that such a variety of souvenirs are available featuring butterfly motives. T-shirts, sweaters, note pads, mobiles, sculptures, videos, pencils, booklets, calendars, jigsaw puzzles and a souvenir medal (illustrated on the previous page). At \$4.50 plus taxes for a grand total of \$5.16, some people might think it is a little steep in price for a nickel token!

Two telephone cards, in denominations of \$10 and \$20, were also sold for a while but are no longer available. Elongated coins are also obtained from 4 machines. Actually, they are not elongated coins per se since they are struck on blank nickel planchets. Unlike the typical machines I have seen where you insert both a dollar coin and a cent piece to obtain a genuine elongated cent, the machines at the Butterfly Museum accept a dollar coin only and provide their own blank for the elongated piece. The 9 different designs, available from the machines at random, are illustrated below.



*Butterfly Conservatory*



*Table Rock Complex*




*Journey Behind the Falls*



*Rapids View*



*Victoria Park*



*Floral Clock*



*Great Gorge*




*Aero Car*



*Maid of the Mist Gift Shop*

**THE BOTANICAL GARDENS:**

If you are planning to visit the Butterfly Conservatory in the spring, summer or fall (to pick up the souvenir medal or the elongated coins), I suggest you spend a while touring the Botanical Gardens located immediately adjacent to the Butterfly Conservatory. One hundred acres of immaculately maintained gardens provide a visual feast of one of North America's most outstanding landscapes and botanical collections. Parking and admittance to the grounds is FREE.



**Canada's National Coin Show**

**NOVOTEL**  
TORONTO - CENTRE  
45 THE ESPLANADE


**October 26, 2002**  
10 am - 5 pm

**October 27, 2002**  
10 am - 3 pm

**Daily Admission** - \$5.00

For More Information  
**Call:** Brian Smith, (416) 861-9523  
**Web:** [www.torex.net](http://www.torex.net)  
[www.canadiancoin.com](http://www.canadiancoin.com)  
**e-mail:** [brian@torex.net](mailto:brian@torex.net)

**CAND Annual Meeting**  
Sunday, October 27, 2002  
8:00 a.m. - 10:00 a.m. Provence Room.



**AUCTION**  
Conducted by  
**The Canadian Coinisseur**  
Official Auctioneer  
for the October 2002 Auction

**Auction Commences**  
Saturday, Oct. 26, 6:00 pm


**Auction Lot Viewing**  
Thursday, Oct. 24, 5 pm-9 pm  
Friday, Oct. 25, 10 am-6 pm  
Saturday, Oct. 26, 10 am-5:30 pm

**Auction Lot Pick-up**  
Sunday, Oct. 27, 10 am-3 pm

**CNA**  
**Executive Meeting**  
Saturday, Oct. 26  
7:30 am-10 am

**Canadian Tire Coupon**  
**Collectors' Meeting**  
Saturday, Oct. 26  
10 am-12 noon

**Classical & Medieval**  
**Society Meeting**  
Saturday, Oct. 26  
1pm-3 pm



ALSACE & PROVENCE ROOMS



## SPOTLIGHT ON BOOKS

### ONA MEMBER REQUESTS HELP FOR NEW BIBLIOGRAPHY ON CANADIAN NUMISMATICS

Dear ONA Member:

As some of you may already be aware, there has been a project underway for the past seven and a half years to compile a new annotated bibliography covering every field of Canadian numismatics. Should you wish to learn more about this text, please visit our website at [www.julaine.ca/canbiblio](http://www.julaine.ca/canbiblio) I am pleased to announce that our project is in the final stages and is expected to be published and released at the next CNA convention in Windsor, Ontario. We anticipate that the final text will be approximately 1000 pages in length and it will certainly be an invaluable resource tool for anyone seriously interested in Canada's numismatic and economic history.

However, we need some help if we are to achieve our aim of compiling the text before the end of the year. Specifically, I would be interested in knowing if any our members have any of the following references:

- 1) Any auction sales by Charles Moore
- 2) Any auction sales by Paul Nadin-Davis
- 3) C.N.A. convention sales for 1973 (Saskatoon) and 1974 (Hamilton) - both conducted by Frank Rose
- 4) C.N.A. convention programs for the following years: 1954 - 1958, 1964, 1966, 1969, 1972, 1973, 1974, 1977, 1979, 1981 and 1984

If someone should have duplicate or unwanted copies of any of the items listed above I would be delighted to hear from them. My email address is [atchisondf@hotmail.com](mailto:atchisondf@hotmail.com) or they can contact me by post at 21 Kingswood, Waterpark, Carrigaline, County Cork, Ireland.

Thank you in advance for your attention and cooperation with this project.

Darryl Atchison